

# Informational Water Quality Report

## WaterCheck Standard

**Client:**

**Ordered By:**

Hartstein, Ryan  
601 Shekel Lane  
Breckenridge, CO 80424  
ATTN: Ryan Hartstein



6571 Wilson Mills Rd  
Cleveland, Ohio 44143  
1-800-458-3330

Sample Number: 929703

Location: Spring Between Keystone and Arapahoe Basin Off Hwy 6 In  
Type of Water: Colorado Spring Water  
Collection Date and Time: 11/16/2021 4:00 PM  
Received Date and Time: 11/17/2021 9:50 AM  
Date Completed: 12/8/2021  
Natural Spring

## Definition and Legend

This informational water quality report compares the actual test result to national standards as defined in the EPA's Primary and Secondary Drinking Water Regulations.

**Primary Standards:** Are expressed as the maximum contaminant level (MCL) which is the highest level of contaminant that is allowed in drinking water. MCLs are enforceable standards.

**Secondary standards:** Are non-enforceable guidelines regulating contaminants that may cause cosmetic effects (such as skin or tooth discoloration) or aesthetic effects (such as taste, odor, or color) in drinking water. Individual states may choose to adopt them as enforceable standards.


**Action levels:** Are defined in treatment techniques which are required processes intended to reduce the level of a contaminant in drinking water.


**mg/L (ppm):** Unless otherwise indicated, results and standards are expressed as an amount in milligrams per liter or parts per million.


**Minimum Detection Level (MDL):** The lowest level that the laboratory can detect a contaminant.


**ND:** The contaminant was not detected above the minimum detection level.


**NA:** The contaminant was not analyzed.

























 The contaminant was not detected in the sample above the minimum detection level.

 The contaminant was detected at or above the minimum detection level, but not above the referenced standard.

 The contaminant was detected above the standard, which is not an EPA enforceable MCL.

 The contaminant was detected above the EPA enforceable MCL.

 These results may be invalid.

Status	Contaminant	Results	Units	National Standards	Min. Detection Level
Microbiologicals					
	Total Coliform by P/A	Total coliform was Present in this sample and E. coli bacteria was ABSENT.			
Inorganic Analytes - Metals					
	Aluminum	ND	mg/L	0.2	EPA Secondary 0.1
	Arsenic	ND	mg/L	0.010	EPA Primary 0.005
	Barium	ND	mg/L	2	EPA Primary 0.30
	Cadmium	ND	mg/L	0.005	EPA Primary 0.002
	Calcium	22.3	mg/L	--	2.0
	Chromium	ND	mg/L	0.1	EPA Primary 0.010
	Copper	ND	mg/L	1.3	EPA Action Level 0.004
	Iron	ND	mg/L	0.3	EPA Secondary 0.020
	Lead	ND	mg/L	0.015	EPA Action Level 0.002
	Lithium	ND	mg/L	--	0.001
	Magnesium	3.79	mg/L	--	0.10
	Manganese	ND	mg/L	0.05	EPA Secondary 0.004
	Mercury	ND	mg/L	0.002	EPA Primary 0.001
	Nickel	ND	mg/L	--	0.020
	Potassium	ND	mg/L	--	1.0
	Selenium	ND	mg/L	0.05	EPA Primary 0.020
	Silica	10.4	mg/L	--	0.1
	Silver	ND	mg/L	0.100	EPA Secondary 0.002
	Sodium	2	mg/L	--	1
	Strontium	0.094	mg/L	--	0.001
	Uranium	0.002	mg/L	0.030	EPA Primary 0.001
	Zinc	ND	mg/L	5	EPA Secondary 0.004
Physical Factors					
	Alkalinity (Total as CaCO3)	74	mg/L	--	20
	Hardness	71	mg/L	100	NTL Internal 10

Status	Contaminant	Results	Units	National Standards		Min. Detection Level
✓	pH	7.2	pH Units	6.5 to 8.5	EPA Secondary	
●	Total Dissolved Solids	83	mg/L	500	EPA Secondary	20
●	Turbidity	0.2	NTU	1.0	EPA Action Level	0.1
Inorganic Analytes - Other						
✓	Bromide	ND	mg/L	--		0.5
✓	Chloride	ND	mg/L	250	EPA Secondary	5.0
✓	Fluoride	ND	mg/L	4.0	EPA Primary	0.5
✓	Nitrate as N	ND	mg/L	10	EPA Primary	0.5
✓	Nitrite as N	ND	mg/L	1	EPA Primary	0.5
✓	Ortho Phosphate	ND	mg/L	--		2.0
✓	Sulfate	ND	mg/L	250	EPA Secondary	5.0
Organic Analytes - Trihalomethanes						
✓	Bromodichloromethane	ND	mg/L	--		0.002
✓	Bromoform	ND	mg/L	--		0.004
✓	Chloroform	ND	mg/L	--		0.002
✓	Dibromochloromethane	ND	mg/L	--		0.004
✓	Total THMs	ND	mg/L	0.080	EPA Primary	0.002
Organic Analytes - Volatiles						
✓	1,1,1,2-Tetrachloroethane	ND	mg/L	--		0.002
✓	1,1,1-Trichloroethane	ND	mg/L	0.2	EPA Primary	0.001
✓	1,1,2,2-Tetrachloroethane	ND	mg/L	--		0.002
✓	1,1,2-Trichloroethane	ND	mg/L	0.005	EPA Primary	0.002
✓	1,1-Dichloroethane	ND	mg/L	--		0.002
✓	1,1-Dichloroethene	ND	mg/L	0.007	EPA Primary	0.001
✓	1,1-Dichloropropene	ND	mg/L	--		0.002
✓	1,2,3-Trichlorobenzene	ND	mg/L	--		0.002
✓	1,2,3-Trichloropropane	ND	mg/L	--		0.002
✓	1,2,4-Trichlorobenzene	ND	mg/L	0.07	EPA Primary	0.002

Status	Contaminant	Results	Units	National Standards		Min. Detection Level
✓	1,2-Dichlorobenzene	ND	mg/L	0.6	EPA Primary	0.001
✓	1,2-Dichloroethane	ND	mg/L	0.005	EPA Primary	0.001
✓	1,2-Dichloropropane	ND	mg/L	0.005	EPA Primary	0.002
✓	1,3-Dichlorobenzene	ND	mg/L	--		0.001
✓	1,3-Dichloropropane	ND	mg/L	--		0.002
✓	1,4-Dichlorobenzene	ND	mg/L	0.075	EPA Primary	0.001
✓	2,2-Dichloropropane	ND	mg/L	--		0.002
✓	2-Chlorotoluene	ND	mg/L	--		0.001
✓	4-Chlorotoluene	ND	mg/L	--		0.001
✓	Acetone	ND	mg/L	--		0.01
✓	Benzene	ND	mg/L	0.005	EPA Primary	0.001
✓	Bromobenzene	ND	mg/L	--		0.002
✓	Bromomethane	ND	mg/L	--		0.002
✓	Carbon Tetrachloride	ND	mg/L	0.005	EPA Primary	0.001
✓	Chlorobenzene	ND	mg/L	0.1	EPA Primary	0.001
✓	Chloroethane	ND	mg/L	--		0.002
✓	Chloromethane	ND	mg/L	--		0.002
✓	cis-1,2-Dichloroethene	ND	mg/L	0.07	EPA Primary	0.002
✓	cis-1,3-Dichloropropene	ND	mg/L	--		0.002
✓	DBCP	ND	mg/L	--		0.001
✓	Dibromomethane	ND	mg/L	--		0.002
✓	Dichlorodifluoromethane	ND	mg/L	--		0.002
✓	Dichloromethane	ND	mg/L	0.005	EPA Primary	0.002
✓	EDB	ND	mg/L	--		0.001
✓	Ethylbenzene	ND	mg/L	0.7	EPA Primary	0.001
✓	Methyl Tert Butyl Ether	ND	mg/L	--		0.004
✓	Methyl-Ethyl Ketone	ND	mg/L	--		0.01
✓	Styrene	ND	mg/L	0.1	EPA Primary	0.001

Status	Contaminant	Results	Units	National Standards	Min. Detection Level
✓	Tetrachloroethene	ND	mg/L	0.005	EPA Primary 0.002
✓	Tetrahydrofuran	ND	mg/L	--	0.01
✓	Toluene	ND	mg/L	1	EPA Primary 0.001
✓	trans-1,2-Dichloroethene	ND	mg/L	0.1	EPA Primary 0.002
✓	trans-1,3-Dichloropropene	ND	mg/L	--	0.002
✓	Trichloroethene	ND	mg/L	0.005	EPA Primary 0.001
✓	Trichlorofluoromethane	ND	mg/L	--	0.002
✓	Vinyl Chloride	ND	mg/L	0.002	EPA Primary 0.001
✓	Xylenes (Total)	ND	mg/L	10	EPA Primary 0.001

*We certify that the analyses performed for this report are accurate, and that the laboratory tests were conducted by methods approved by the U.S. Environmental Protection Agency or variations of these EPA methods.*

*These test results are intended to be used for informational purposes only and may not be used for regulatory compliance.*

### ***National Testing Laboratories, Ltd.***

556 South Mansfield Street • Ypsilanti • Michigan •